



District Report Card: 2017


State: Odisha	District: Khordha
Class: 3	Subject: Language
Schools: 61	Students: 971


Participation/Coverage


Students

<div>GENDER</div> <div></div>	Boys			Girls		
	Number		%	Number		%
	465		47.89	506		52.11

<div>AREA</div> <div></div>	Rural			Urban		
	Number		%	Number		%
	645		66.43	326		33.57

<div>CATEGORY</div> <div></div>	SC		ST		OBC		GEN	
	Number	%	Number	%	Number	%	Number	%
	267	27.50	84	8.65	452	46.55	168	17.30

<div>CWSN</div> <div></div>	LD	VI	HI	S&LD	ID	Oth
	2	3	1	3	1	1

<div>Management</div> <div></div>	Government			Government-aided		
	Number		%	Number		%
	971		100.00	0		0.00

Average Performance of Students in Language (%)

Overall	Gender		Area		Management		Social Group			
	Male	Female	Rural	Urban	Govt.	Aided	SC	ST	OBC	GEN
67.44	66.32	68.47	69.89	62.60	67.44	0.00	62.62	67.46	68.95	71.03

Performance on Learning Outcomes (LOs)

Learning Outcomes	Description	Average Performance(%)
L304	Reads small texts with comprehension i.e., identifies main ideas, details, sequence and draws conclusions	69.49
L312	Reads printed scripts on the classroom walls: poems, posters, charts etc.	63.36

Range of Performance of Students who Answered Correctly							
Below 30%		30% - 50%		50% - 75%		Above 75%	
Number	%	Number	%	Number	%	Number	%
45	4.63	133	13.70	445	45.83	348	35.84

Lowest Performing Learning Outcomes (LOs)

1 - Reads printed scripts on the classroom walls: poems, posters, charts etc. (63.36)

2 - Reads small texts with comprehension i.e., identifies main ideas, details, sequence and draws conclusions (69.49)